



### District Report Card: 2017


<b>State:</b> Haryana	<b>District:</b> Palwal
<b>Class:</b> 3	<b>Subject:</b> Language
<b>Schools:</b> 61	<b>Students:</b> 1196


### Participation/Coverage


#### Students

<div>GENDER</div> <div></div>	Boys				Girls			
	Number		%		Number		%	
	515		43.06		681		56.94	

<div>AREA</div> <div></div>	Rural				Urban			
	Number		%		Number		%	
	1091		91.22		105		8.78	

<div>CATEGORY</div> <div></div>	SC		ST		OBC		GEN	
	Number	%	Number	%	Number	%	Number	%
	414	34.62	0	0.00	664	55.52	118	9.87

<div>CWSN</div> <div></div>	LD	VI	HI	S&LD	ID	Oth
	0	4	1	0	1	2

<div>Management</div> <div></div>	Government			Government-aided		
	Number		%	Number		%
	1196		100.00	0		0.00

### Average Performance of Students in Language (%)

Overall	Gender		Area		Management		Social Group			
	Male	Female	Rural	Urban	Govt.	Aided	SC	ST	OBC	GEN
64.36	64.21	64.47	64.03	67.75	64.36	0.00	62.08	0.00	65.48	66.05

## Performance on Learning Outcomes (LOs)

Learning Outcomes	Description	Average Performance(%)
L304	Reads small texts with comprehension i.e., identifies main ideas, details, sequence and draws conclusions	65.48
L312	Reads printed scripts on the classroom walls: poems, posters, charts etc.	62.12

Range of Performance of Students who Answered Correctly							
Below 30%		30% - 50%		50% - 75%		Above 75%	
Number	%	Number	%	Number	%	Number	%
123	10.28	197	16.47	441	36.87	435	36.37

## Lowest Performing Learning Outcomes (LOs)

1 - Reads printed scripts on the classroom walls: poems, posters, charts etc. (62.12)

2 - Reads small texts with comprehension i.e., identifies main ideas, details, sequence and draws conclusions (65.48)